

Mathematics

Part I

Standard I



Government of Kerala
Department of General Education

Prepared by

State Council of Educational Research and Training (SCERT), Kerala

2024

The National Anthem

Jana-gana-mana adhinayaka, jaya he
Bharatha-bhagya-vidhata.
Punjab-Sindh-Gujarat-Maratha
Dravida-Utkala-Banga
Vindhya-Himachala-Yamuna-Ganga
Uchchala-Jaladhi-taranga
Tava subha name jage,
Tava subha asisa mage,
Gahe tava jaya gatha.
Jana-gana-mangala-dayaka jaya he
Bharatha-bhagya-vidhata
Jaya he, jaya he, jaya he,
Jaya jaya jaya jaya he!

PLEDGE

India is my country. All Indians are my brothers and sisters.
I love my country, and I am proud of its rich and varied heritage. I shall always strive to be worthy of it.
I shall give respect to my parents, teachers and all elders and treat everyone with courtesy.
I pledge my devotion to my country and my people. In their well-being and prosperity alone lies my happiness.

I

Mathematics

Prepared by

State Council of Educational Research and Training (SCERT)

Poojappura, Thiruvananthapuram 695012, Kerala

Website : www.scertkerala.gov.in, e-mail : scertkerala@gmail.com

Typeset and design by : SCERT

First Edition - 2024

Printed at : KBPS, Kakkanad, Kochi-30

© Department of General Education, Government of Kerala

Dear children,

Mathematics is necessary to know and understand the things accurately around us. Mathematics deals with counting, adding, subtracting, drawing and measuring. These are done using numbers, shapes and symbols. The ability to think, understand and express things correctly is acquired through mathematics.

Let's start learning math in a fun way by doing group activities, watching, listening, thinking and discussing. We can be friendly with math through games, telling stories, singing songs, drawing colourful pictures, colouring and finding different ways of thinking.

With love and regards,

Dr. Jayaprakash R.K.
Director,
SCERT, Kerala



Textbook Development Team

Advisor

Dr. E. Krishnan

Head (Rtd.) Department of Mathematics,
University College, Thiruvananthapuram

Chairperson

Dr. Narayananunni M.P.

Senior Lecturer (Rtd.), DIET Malappuram

Experts

Jayadevan S.K.

Senior Lecturer,
DIET Kannur

K.R. Muraleedharan Pillai

Senior Lecturer (Rtd.),
DIET, Kollam

T. Suresh

Senior Lecturer (Rtd.),
DIET, Kasaragod

Members

K.K. Sureshbabu

Teacher (Rtd.),
Palayad Central JB School,
Palayad, Kannur

Sajeevan C.V.

LPSA, ALPS Kariyil,
Cheruvathoor,
Kasaragod

Soudamini K.V.

HM, GLPS Maithani,
Cheruvathoor,
Kasaragod

C.G. Sreekumar

HM, GLPS Nettayam,
Kollam

Vinayachandran K.

LPSA, Izzathul Islam ALPS
Chandera, Kasaragod

Rajan Appyal

HM, GLPS Kozhummal,
Kannur

Sasidharan V.P.

HM, GLPS Valvakkad,
Kasaragod

Anithakumari A.

HM (Rtd.),
GLPS, Sasthamangalam,
Thiruvananthapuram

Suresh C.

Teacher (Rtd.),
GLPS Pariyapuram,
Malappuram

Rejisha K.

UPST, GVHSS
Madappally, Kozhikode

Jabir K.

HST, GFHSS
Padnekadappuram, Kasaragod

Manukumar V.

LPST, GMLPS
Veykkal, Kollam

N.T. Rajeev

GHSS Thariyode,
Wayanad

Shilpa S. Nair

Animator, Illustrator,
Kollam

Anoop K.P.

HST Drawing, PMSAPTHSS
Kakkove, Malappuram

Santhosh Veliyannur

Kottayam

C.N. Raju

Artist (Rtd.) KBPS, Ernakulam

English Version

C. Venugopal

Assistant Professor (Rtd.) IASE, Thrissur

Manju G.S.

PD Teacher, GGHSS Cotton Hill
Thiruvananthapuram

Academic Coordinator

Dr. Meena S.

Assistant Professor, SCERT Kerala



State Council of Educational Research and Training (SCERT)

Vidhyabhavan, Poojappura, Thiruvananthapuram 695 012



Contents

1. Thithiri and Friends.....	8
2. Walk...Walk... and Walk.....	27
3. Aami's Birthday.....	46
4. Joyful Onam.....	60
5. Fun with Shapes.....	81



THE CONSTITUTION OF INDIA

PREAMBLE

WE, THE PEOPLE OF INDIA, having solemnly resolved to constitute India into a ¹**[SOVEREIGN SOCIALIST SECULAR DEMOCRATIC REPUBLIC]** and to secure to all its citizens :

JUSTICE, social, economic and political;


LIBERTY of thought, expression, belief, faith and worship;

EQUALITY of status and of opportunity; and to promote among them all

FRATERNITY assuring the dignity of the individual and the ²[unity and integrity of the Nation];

IN OUR CONSTITUENT ASSEMBLY this twenty-sixth day of November, 1949 do **HEREBY ADOPT, ENACT AND GIVE TO OURSELVES THIS CONSTITUTION.**

-
1. Subs. by the Constitution (Forty-second Amendment) Act, 1976, Sec.2, for "Sovereign Democratic Republic" (w.e.f. 3.1.1977)
 2. Subs. by the Constitution (Forty-second Amendment) Act, 1976, Sec.2, for "Unity of the Nation" (w.e.f. 3.1.1977)



I

studying in class

My mother :

My father :

My teacher :

My school :

Phone No :

My Aadhar No. :





1

Thithiri and Friends



Hello! Call others also.
Today is going
to be fun.





Kaa..Kaa..Kaa
Noisy crows.
Ima and Amal
stepped out to look.
A little bird
hiding from the crows.
In a hole
in the tree.



Hey!
a little bird.


Let's take
her to
her mom.



Laly cat tiptoed in to catch the little bird.



Amal got a stick and chased the cat away.



They searched for Thithiri everywhere.

Not **on** the
almirah.



Not **under**
the bed.

Not in **front**
of the sofa.


Not **behind**
the sofa.



Couldn't find her anywhere **outside**.

Let's look
inside the
dollhouse.

Yes!...
Here it is.



I want to
see my mom.


Don't worry!
We'll find her.




Thithiri asked the cat.



They went to the cow.



Met doggie and her kids.



They also met hen and her family.

Is this
your kid?


I've four,
But none is
like this kid.



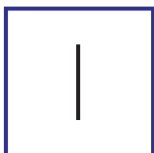
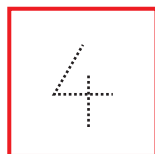

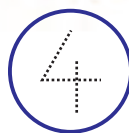
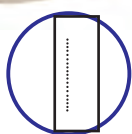
They saw a crow's nest.

My three
eggs haven't
hatched yet.

Is this
your kid?



Who all do you see in the pictures?
Count and write each.



Ima and Amal showed their picture book to Thithiri.
They sang.



What's in page one?
One cat on the first page!
One, one 1



What's in page two?
Two birds on the second page!
Two, two, 2



What's in page three?
Three parrots on the third page!
Three, three 3




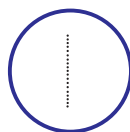
What's in page four?
Four owls on the fourth page!
Four, four 4



What's in page five?
Five mangoes on the fifth page!
Five, five 5

Finger Paintings

Let's do some finger painting!




Let's draw the worms and write numbers from 1 to 5



Look and Tell.

See the picture. Say what all things you see?



In the flock

See the picture. Say and write.

In front of the little ducks,

At her back little ducks.

2 and 3 make 5



2 ducklings walked ahead to get beside their mother's side. One was still behind.

ducklings in front, ducklings alongside, duckling behind.

and and make

The 2 ducklings with the mother walked ahead.

ducklings in front, ducklings behind.

and make

Amal, Ima and Thithiri reached the garden.



Count and write.



Let's sing a song...



One shoe flower
Pretty and red



Two marigolds
Orange coloured



Three mukkoottis
Golden yellow




Four blue peas
So beautiful




Five white lilies
On the pond

Friends



Ryan and Avani came to see Thithiri.



He caressed Thithiri.
"So smooth", he said.

Amal brought some toys to play.
They grouped similar toys.



Which of the toys are alike?

Count and write.

Top	<input type="text"/>	Whistle	<input type="text"/>	Robot	<input type="text"/>
Toy truck	<input type="text"/>	Bat	<input type="text"/>	Ball	<input type="text"/>
Drum	<input type="text"/>				

What more to count?

How many?

Did everyone write the same number?

Feel and Write.

How do we write 1?



There's a song for it.



How do we write one?
This is how we write one
No curve, no turn
No slant, no bent
A little line
Short and straight
That's a nice one
All for one
One for all

One

Kunjuni
(Translation)

To write 2,
just feel this
picture.



Ryan moved
his finger
on the sand
paper card.

Okay, Ima!
I got it now.



1
2
3
4
5

23



They heard
a bird crying
outside.
They went to
the garden.

My dear...

Here's your
mom!

Mommie!

Thithiri was both happy and sad.
"I'll come tomorrow, bye!"

Look at the number in each flower...

Draw the same number of leaves.



Which are the groups with the same number?
Circle them.



Let's colour.

1


2

3

4

5

Count the birds and colour.



Birds of which colour are the most?

How many?


Write these numbers from the largest to the smallest.

2

Walk... Walk... and Walk...



Okay Minnu!



How beautiful!
Let's go for
a walk, Kittu.

What all things do we see in the picture?

How many
butterflies?

How many
flowers?

Three of the flowers seem happier.
Can you guess why?



Minnu and Kittu
started walking
through the woods.

Hey!
Here's a bag! Let's
see what's in it.



Minnu and Kittu
opened the bag and
looked inside.


Wow!
Hats!

How many
inside?

How many
outside?

Colour
these hats.





Kunjan squirrel and
Pinky monkey
took some hats
and climbed **up**.

How many hats?

Squirrel

Rabbit

Monkey

Deer

How many hats in
the bag now?

Nothing

Zero.

Zero means
there's nothing.



Sing and Write.



How many mangoes?

The tree in the yard had five mangoes

5

A squirrel bit off one

How many left on the tree?

The wind shook down one

How many left on the tree?

A crow pecked off one

How many left on the tree?

Ammu stoned down one

How many left on the tree?

Appu plucked off one


How many left on the tree?

Nothing left on the tree now

And nothing, you know, is zero!

0





Ramunni Uncle, the hat seller,
came back after washing his
face at the stream.
He sat down under the tree.

Oh! My
hats!

No hats in the bag. Zero
Ramunni Uncle was very sad.

Draw and join.




Each one needs one hat.

How many hats for the squirrels?

For the monkeys?

For the rabbits?

Draw lines joining animals and the hats they need.





The hatseller looked sad. So Pinky monkey climbed **down**. Pinky gave back three hats and Kittu rabbit gave back two. How many he has now?

After getting back one more hat, how many he has now?
Five and one make six.
6 hats.

6



Now the number of hats is six and one, which is seven.
7 hats.

Now, Ramunni Uncle is very happy.

Minnu and Kittu continued their walk.




The four of them went off together.



Who is in front of Minnu? Put a tick mark ✓

Who is behind Minnu? Draw a smiley 😊





All are hungry.

Look, mangoes!
Who'll climb
up?

I'll peck at
them.



Little bird did so and all
mangoes fell down.

Each of them ate one.

How many left?

Say how you
found out?



Connect...and count.

The rabbit was happy to see carrots on the wayside.



The same number for me and my brother.







Hey!
Carrots! Let's
buy some.



I need only
the small
bunch.





The rabbit took the largest bunch.

Draw a line to connect the rabbit to this bunch.

Write the number also.

Connect the deer and squirrel to their bunches...

Write the number.

Write the number of carrots in the remaining bunches.

Did you and your friends calculate the same way?

Say how you did it.



They walked and walked...
And reached a pond.

Wow! so beautiful.

Let's stop
for a while.

What all did they see? Count and write.




Which one is the largest? Colour that box.

Write the numbers from the smallest to the largest.

--	--	--	--	--	--

Little birds




How many little birds are these? 8



Here's my
little one!
And three
others.



Now the little bird is
with her mother.




Now there are nine little birds.
And all 9 are happy.



Write in order.



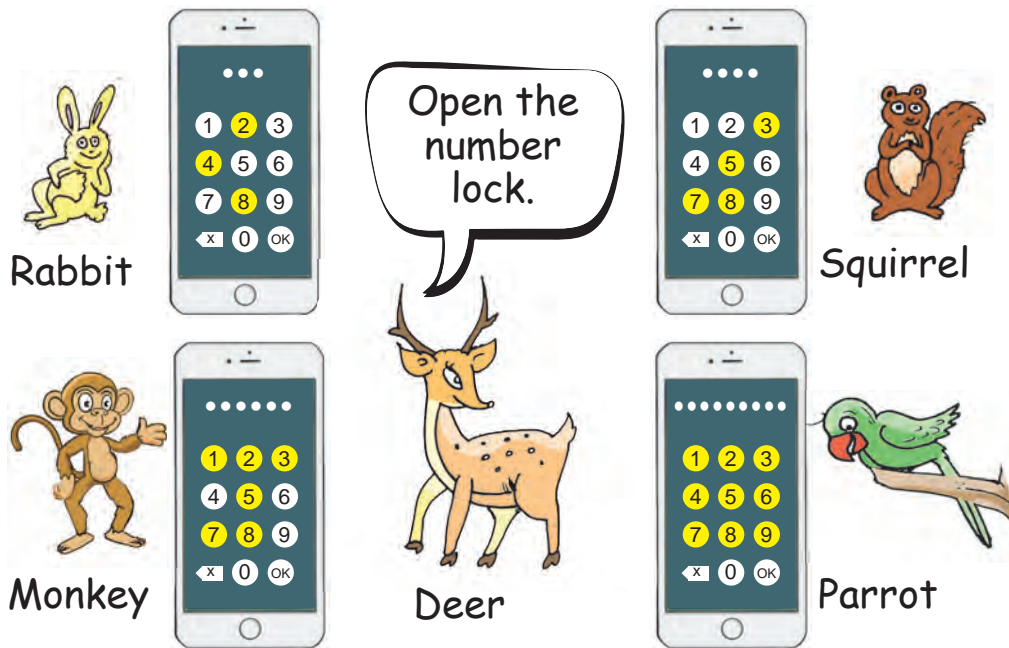


Leaving the little bird with her mother, others returned.

Look! Here's a mobile phone.

Must be the hat seller's.

Unlock the mobile phone.



They tried one by one to unlock the phone.
The numbers they pressed glowed yellow.
By that time Ramunni Uncle came back.

To unlock my phone,
you must press all
numbers from 1 to 9.

Who unlocked the phone?

Write the numbers in order.

--	--	--	--	--	--	--	--	--

There is another number on the phone.

What is it?

Look at the photo.

The hat seller got his phone back.
See the photo Ramunni Uncle took.



Tick (✓) the correct answer.

How many are there in the photo? ☐ 8 ☐ 6 ☐ 7

Who is on the left of the deer?

☐ Parrot

☐ Monkey

☐ Squirrel

There are 4 animals with 4 legs.

☐ True

☐ False

Those who can fly are more.

☐ True


☐ False

The butterfly and parrot are above others.

☐ True

☐ False

Let's give hats to the rabbits.



Which is more?

Tick (✓) the larger.

Rabbits



Hats



One hat is given to each rabbit.

How many hats are given away?

How many are left?

Someone is hiding in the tree.
Join the dots from 1 to 9 in order
and colour.




Write the numbers in order.


1			4	
				9

One more

Colour all the flowers yellow or red. Red flowers must
be one more than the yellow flowers.




Put six in a basket.



How many are inside?

How many outside?


Put five rabbits in a cage.



How many are inside?

How many outside?


Put two balls in a box.



How many are inside?

How many outside?

Put three butterflies in a circle.



How many are inside?

How many outside?



3

Aami's Birthday

HAPPY BIRTHDAY
AAMI



August 10

Today is Aami's birthday

Friends are making arrangements

Let's decorate the classroom.



There were 9 children in the classroom.
Together with Aami, now there are ten.
9 and 1 make ten **10**.

10

Ahan joined them.
How many now?

10 and 1 make eleven **11**.

11

I'll also help to tie up the balloons.



Birthday cards

Some of the friends came with greeting cards.



How many are in the line?

What is the position of Mizhi from the front? th

Find Ahan standing fourth from the back and draw a circle.

Neha is the sixth, from the front and also from the back.

Draw a balloon in Neha's hand.

Let's make a greeting card.



I'm in the middle.



Let's decorate.

Aami and friends are decorating the classroom.

Mizhi..
We can cut like
this to make
festoons.

How?
Let me see.



How many on the table?

After cutting out two more
10 and 2 make twelve **12**.

Birthday greetings




Three more to paste.



Numbers should be pasted in order.



Can you draw the next three numbers?



Number of cards pasted

Remaining cards to paste

10 and 3 make thirteen **13**.

Write the numbers from 1 to 13 in order.

--	--	--	--	--	--	--	--	--	--	--	--	--



Let's light candles.



Number of candles in the packet



Outside

10 and 4 make fourteen **14**.

Birthday cake



Pieces of cake

How many more pieces must be cut to give everyone a piece?

10 and 5 make fifteen **15**.

Dance

They wore flower shaped masks.
And got ready for the dance.



How many flowers?



Are there enough masks for all?

How many more needed?

10 and 6 make sixteen **16**.


Gifts to friends

I'll give you all,
paper flowers
I've made.





10 and 7 make
seventeen **17**.





10 and 8 make eighteen **18**.

18



10 and 9 make nineteen **19**.

19

Ice cream

Amy's mother brought the ice cream.



How many cups in the first box?

How many in the second box?


How many cups in total?

10 and 10 make twenty **20**.

20

Who's hiding?

Join the dots from 1 to 20.
It's Aamy's birthday present.
Find out and colour.



Let's play.

Each row and column should have the numbers from 1 to 4.

1			
3	4		2
	3	2	
2			4



Join together...
sing together...

Ten little birdies
on a bough.
One more joined them.
How many now?

Eleven little birdies
on a bough.
One more joined them.
How many now?



10 and 1 make 11

11 and 1 make 12

12 and 1 make 13

13 and 1 make

and 1 make 15


15 and make

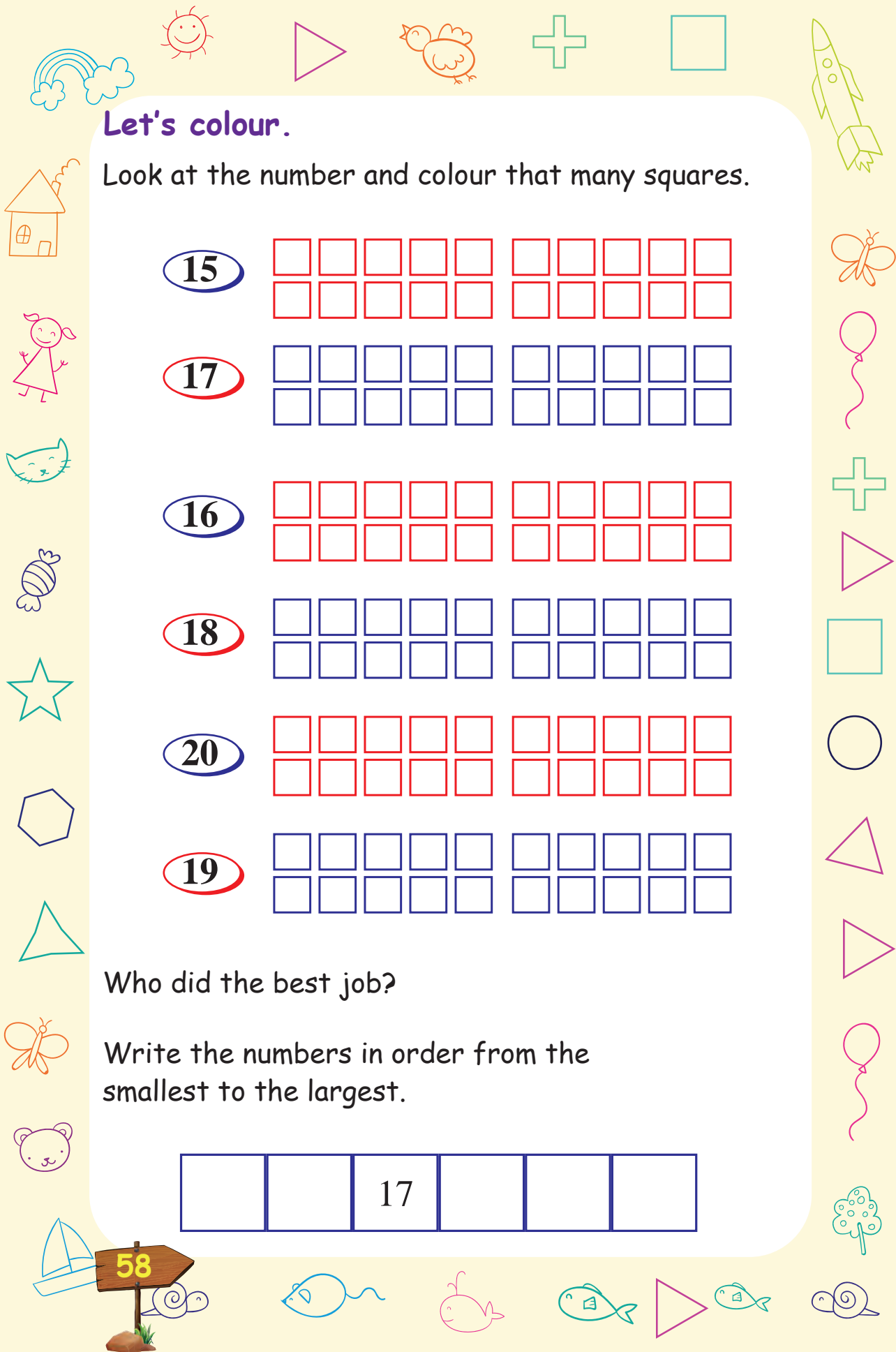
and make

and make

and make

and 1 make 20

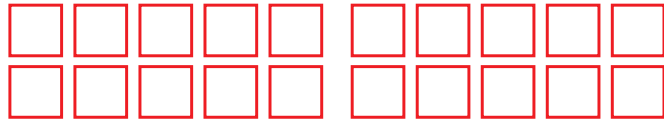




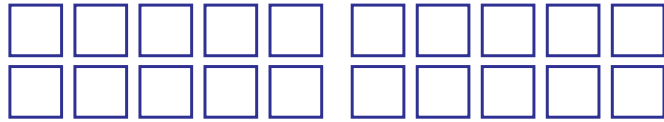
Let's colour.

Look at the number and colour that many squares.

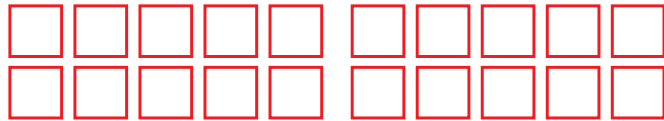
15



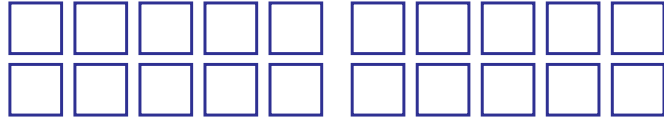
17



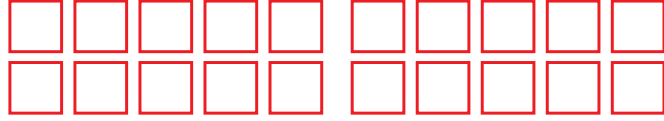
16



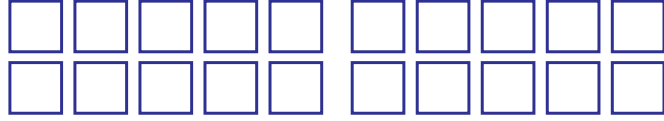
18



20



19



Who did the best job?

Write the numbers in order from the smallest to the largest.

		17			
--	--	----	--	--	--

58

Here are two cards for you to colour.
Try! Who finished first?

Give the same colour to the largest
number in each row.

11	6	7	10	8
9	12	8	11	10
12	10	13	9	11
11	12	9	14	10
11	14	10	12	15

Write the
coloured numbers
in order.

○ ○ ○ ○ ○

What is the relation
between the
coloured numbers?

Give the same colour to the smallest
number in each row.

Write the
coloured numbers
in order.

○ ○ ○ ○ ○

What is the relation
between the
coloured numbers?

15	12	14	11	10
14	10	12	9	13
13	14	8	10	11
14	7	12	13	15
6	11	9	8	10



4

Joyful Onam



Onam in ten days,
starting with atham.

How about
Onam with
Grandma.

Nice!

Great!
That'll be
fun!



So good to
see you
kids!

Grandma!!




Pookkalam

Neerav, Niya and grandma picked flowers for the pookkalam.



Count and write.



Oleander
(അരളി)

Rose

Jasmine
(മുല്ല)

Chrysanthemum
(ജമന്തി)

Oleander
(അരളി)

Rose

Globe amaranth
(വാടാമല്ലി)

Jasmine
(മുല്ല)

Globe Amaranth
(വാടാമല്ലി)

Chrysanthemum
(ജമന്തി)

They sorted the flowers into different baskets.
How many of each?

Rose



Neerav brought

3

Niya brought

1

3 and 1, make **four**

Total $3 + 1 =$

4

Chrysanthemum

(ജമന്തി)



Neerav brought

Grandma brought

2 and 2, make **four**

Total $2 + 2 =$

Jasmine

(മുല്ല)



Neerav brought

Grandma brought

10 and 10, make
twenty

Total $10 + 10 =$

How many jasmine?

Oleander

(അളി)



Neerav brought

Niya brought

10 and 4, make
fourteen

Total $10 + 4 =$

Together they brought

Globe Amaranth

(വാടാമല്ലി)



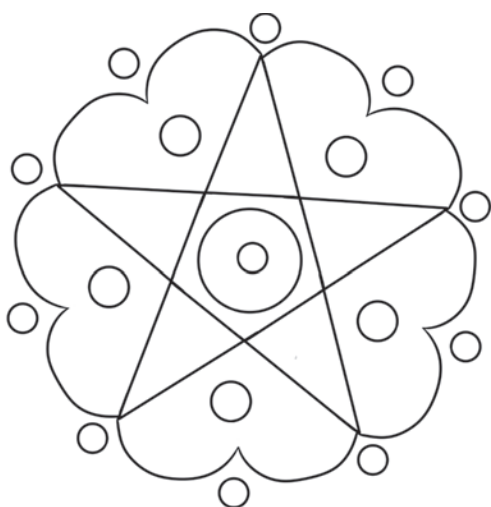
Niya brought

Grandma brought

6 and 3, make **nine**

Total $6 + 3 =$

Father also bought some flowers.
They drew an outline for the pookkalam.
Colour it.



How many
circles
in this?

Let's make a garland.


They made a garland with the remaining flowers.

How many Chrysanthemum in the garland?

How many roses?

How many
Globe Amaranth?

Look at the pattern of flowers. Draw more flowers in
the same pattern and color them.



Did you draw the same number of flowers?

How many flowers in all?

Neerav and friends sang.



A ring of roses
Red and bright



A ring of lilies
Pure and white



Mums and lotus
And marigold



Orange and pink
And shining gold



Many a flower!
Many a colour!

Make a pretty Pookkalam
Welcome, O King Maveli!



Bangles

What had grandma bought for Niya?

Beautiful bangles.



Niya is happy.
She counted the bangles.

How many bangles?

6

+

6

=

Bangles in Hands.

Can be worn in different ways.
Different numbers on each arm.

First day

--	--

Second day

--	--

Third day

--	--


Fourth day

--	--

Fifth day

--	--

Ryan came for the Onam feast.
He helped to count out the glasses.



5 and 1 make

$5 + 1 =$



Neerav took out

Niya took out

Glasses

$$\bigcirc + \bigcirc = \bigcirc$$

Neerav gave 3 glasses to Niya.

Now Neerav has glasses.

Niya has glasses.

They again exchanged glasses.

How many glasses can each possibly have?

My calculation

Neerav

Niya

My friend's calculation

Neerav

Niya

Onam feast

Relatives and neighbours came for the feast.



Niya took

Neerav took




Total

+

=

Shall we lay out the leaves?





Onasadhya

All sat down to eat.

How many children?

How many grown-ups?

And altogether?

Children + Grown-ups =

Numbers of leaves used for the feast

Total number of leaves Neerav and Niya brought.....

Are the leaves more or less?.....

How many?.....



Sightseeing

After the feast, they set out for the park.



Cycles, we are two.
How many wheels, can you tell?



$$\bigcirc + \bigcirc = \bigcirc$$

2 and 2 make 4
Twice 2 is 4
Half of 4 is 2

Autos,
we are two.

How many
wheels,
can you tell?



$$\bigcirc + \bigcirc = \bigcirc$$

3 and 3 make 6
Twice 3 is 6
Half of 6 is 3

Cars we
are two.

How many
wheels,
can you tell?



$$\bigcirc + \bigcirc = \bigcirc$$

4 and 4 make 8
Twice 4 is 8
Half of 8 is 4

Niya's song



Cows moo and moo

One and one make two



Tigers roar and roar

Two and two make four

Puppy licks and licks



Three and three make six

Giraffe standing straight







Four and four make eight

Lion is in his den

Five and five make ten



Fill up the blank boxes.

No. of Pictures	Double
	4
	
	
	

Number	Double
6	
	14
8	
9	
	20



Birds

How many birds in the tree?

How many on the ground?

How many in all?

$$\square + \square = \square$$

Where are more birds, on the tree or in the ground?

How many more?

$$\square - \square = \square$$

Ducks



How many ducks
on the ground?

How many ducks
in the water?

Where are more ducks, on the ground,
or in the water?

How many more?

$$\bigcirc - \bigcirc = \bigcirc$$

3 ducks on the ground stepped into the water.

2 ducks in the water walked to the ground.

Now how many in water?

How many on the ground?

How did you calculate?

Onam-fest at the club

All went to the Onam-fest at the club.

Musical chairs about to start! There are 13 children and 11 chairs. When the music stops, two without seats will be out of the game.



In the first time the music stopped,
2 were out of the game.

How many kids remain?

2 chairs were also removed. Chairs remaining

2 were out in the next round also.

And 2 more chairs were removed.

Kids remaining

Chairs remaining

2 were out in the next round also.

And 2 more chairs were removed.


Kids remaining

Chairs remaining

You can play this with your classmates...

Tug of war

For tug of war, each team has 8 members. The programme ends with this competition.



How many in each team?

How many in both teams together?

Go...Go...
...Go...

Come on!

We are only five.

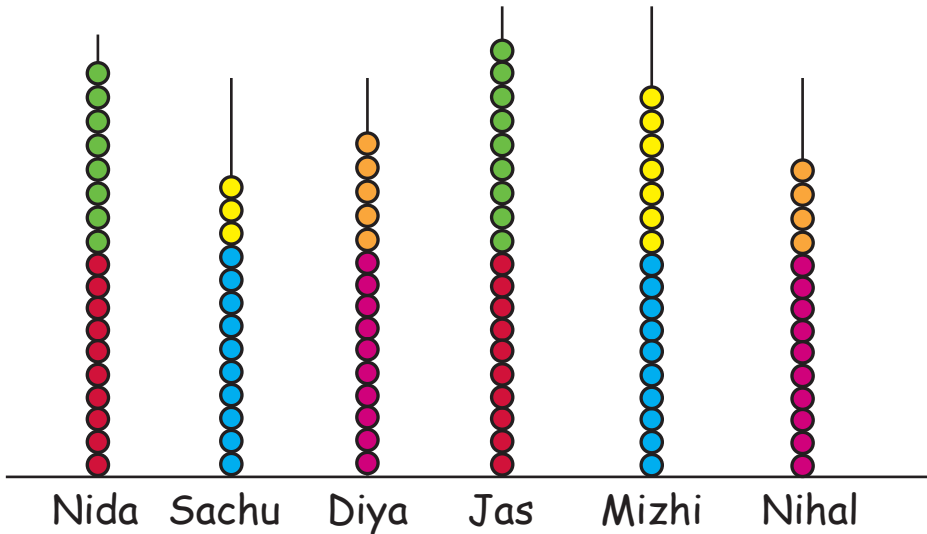


How many more do they need to make a team?

Bead threading

There were 6 for this contest. See how many beads each threaded. Who threaded the most?

Can you say without counting?



How many beads did each thread?

Now count and write...

Nida

Sachu

Diya

Jas

Mizhi

Nihal

Who won?

Write the number of beads from the largest to the smallest.

--	--	--	--	--	--

Play this game in your class room...

Ten and more

How many eggs in each tray?





We want 10 eggs in the first tray.

How many must be taken from the second tray?

$$7 + 3 = 10$$

3



$$7 + 6 = 7 + 3 + 3 = 10 + 3$$

$$10 + 3 = 13$$

How much is $9 + 7$?

Draw eggs in the cells and find out.

.....andmake **10**

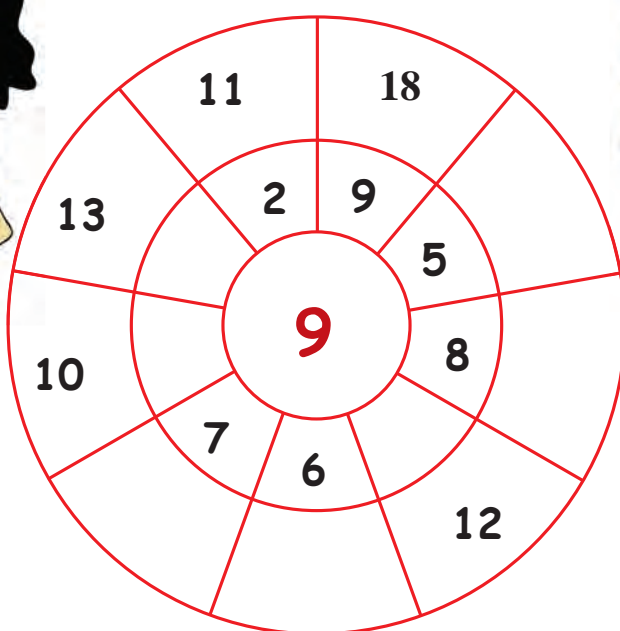
$$\boxed{9} + \boxed{7} = \boxed{} + \boxed{} = \boxed{}$$

Add and Remove

9 and 9
together
give **18**.

Taking away 2
from 11 makes **9**.


Fill up the cells.



Trophies



There are trophies for the winners of the contests.

How many trophies.




$$\boxed{} + \boxed{} = \boxed{}$$

80



5


Fun with Shapes



Dad making Dosa




Dosa, dosa!
Hissing dosa
Sizzling dosa
Dad making dosa
Mom serving dosa
Small and round dosa
Nice and tasty dosa



Let's draw a dosa.

Join the dots.



Now draw by yourself.



Dad ate seven
Mom ate six
Rini ate four
Ryan ate two
Tutu cat one

Write the number of dosas.

Dad

Mom

Total

Rini

Ryan

Total

Dad
and mom
together ate

Rini and
Ryan
together ate

Tutu cat
ate

Total

Write the names and calculate.

.....ate

.....ate

Total

10

.....ate


.....ate

.....ate

Total

10


Robot




How many circles?



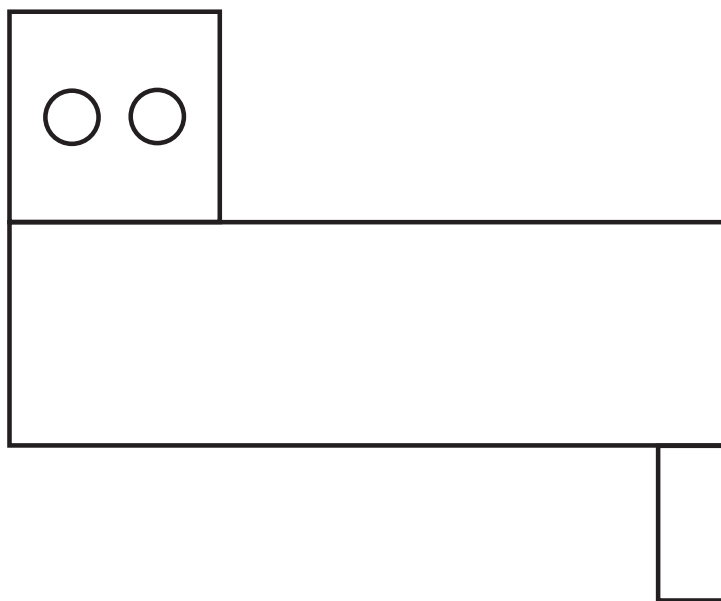
Join the dots and colour.



Missing parts



See the doggie in the picture?
Draw the missing parts
in the picture below.

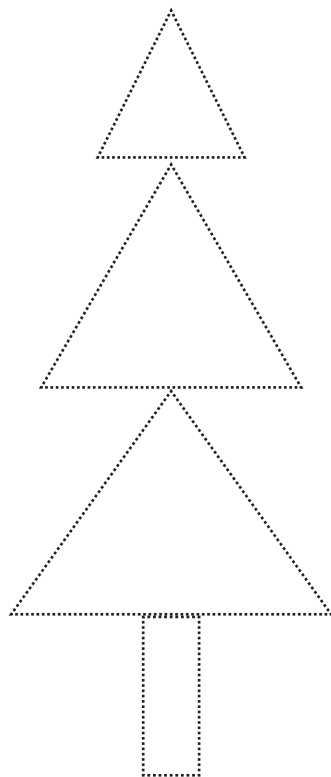



Dot drawing

There's snack
which looks
like this.

Yeah...
Samosa!


Join the dots and colour.



Around home



Look at the picture above and
colour the one below.



How many?
Write.





Draw and colour.

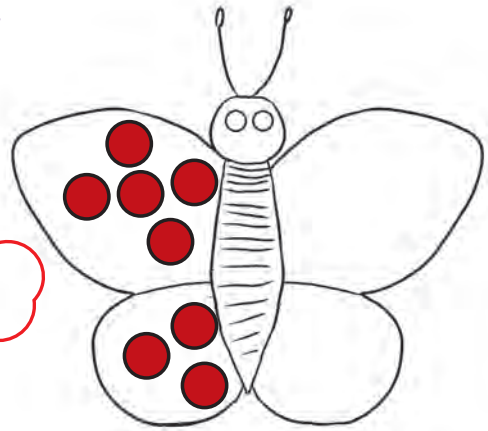


Draw, colour and write.

Draw matching shapes on the right wings.

How many circles in all?

How did you find out?
And your friends?



How I
found

$$5 + 5 = 10$$

$$10 + 3 = 13$$

$$13 + 3 = \dots\dots$$

Other ways


.....

.....

.....

How many dots on the
right wing?

Draw as many dots on
the left wing.



On the
left wing




On the
right wing



Total




Colour the next.



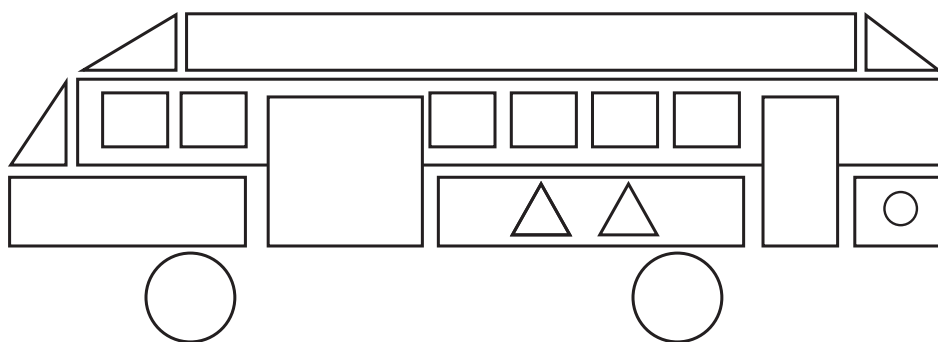
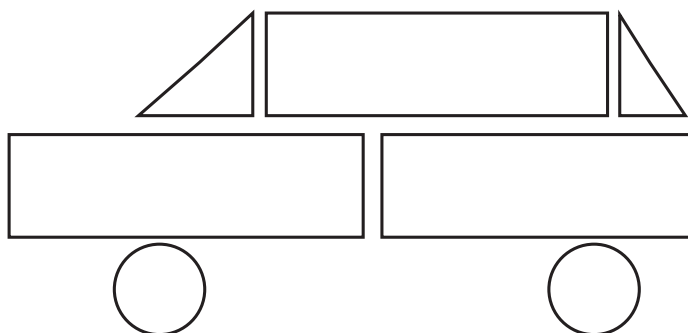
Let's make.

Look at the shapes in the picture on the left.
Colour only these in the picture in the right.

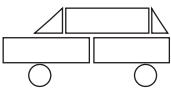
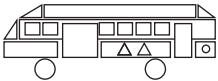


Vehicles

Colour the pictures.

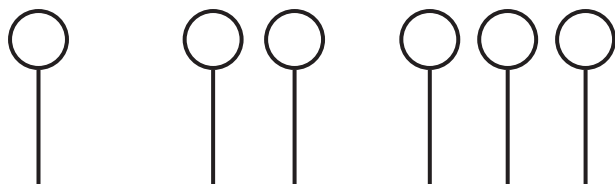



Count and write.

Vehicle	△	□	○
			
			
Total			

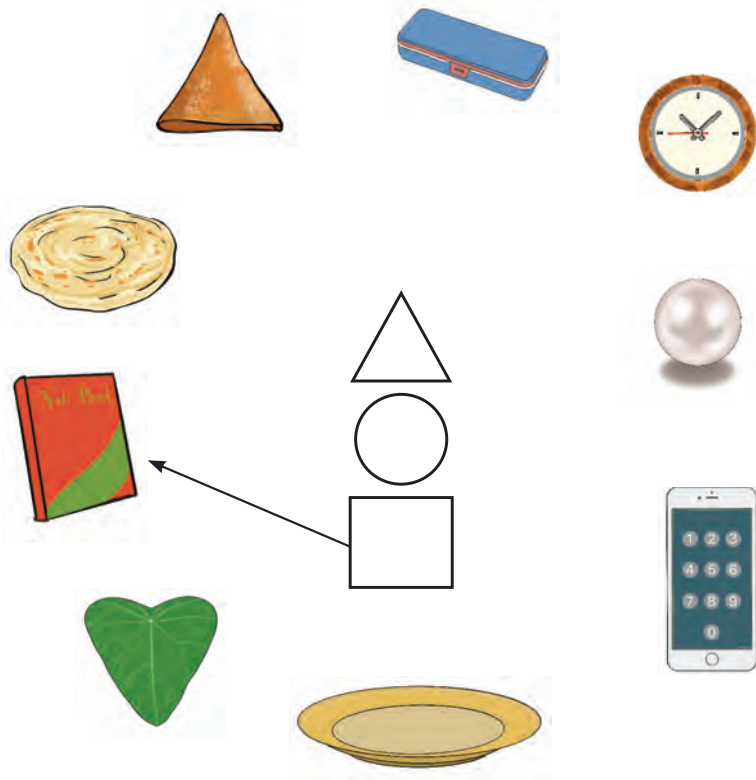
Draw the next.

Draw the next figure in each.






Connections

Connect each figure at the centre to objects of the same shape.



Draw any object of the same shapes seen around you.

Song of shapes



What is round? What is round?
Dosa is round! Dosa is round!
What is round? What is round?
Bangle is round! Bangle is round!



.....
.....



What is oblong? What is oblong?
Box is oblong! Box is oblong!
What is oblong? What is oblong?
Biscuit's oblong! Biscuit's oblong!

.....
.....



CONSTITUTION OF INDIA

Part IV A

FUNDAMENTAL DUTIES OF CITIZENS

ARTICLE 51 A

Fundamental Duties- It shall be the duty of every citizen of India:

- (a) to abide by the Constitution and respect its ideals and institutions, the National Flag and the National Anthem;
- (b) to cherish and follow the noble ideals which inspired our national struggle for freedom;
- (c) to uphold and protect the sovereignty, unity and integrity of India;
- (d) to defend the country and render national service when called upon to do so;
- (e) to promote harmony and the spirit of common brotherhood amongst all the people of India transcending religious, linguistic and regional or sectional diversities; to renounce practices derogatory to the dignity of women;
- (f) to value and preserve the rich heritage of our composite culture;
- (g) to protect and improve the natural environment including forests, lakes, rivers, wild life and to have compassion for living creatures;
- (h) to develop the scientific temper, humanism and the spirit of inquiry and reform;
- (i) to safeguard public property and to abjure violence;
- (j) to strive towards excellence in all spheres of individual and collective activity so that the nation constantly rises to higher levels of endeavour and achievements;
- (k) who is a parent or guardian to provide opportunities for education to his child or, as the case may be, ward between age of six and fourteen years.

CHILDREN'S RIGHTS

Dear Children,

*Wouldn't you like to know about your rights? Awareness about your rights will inspire and motivate you to ensure your protection and participation, thereby making social justice a reality. You may know that a commission for child rights is functioning in our state called the **Kerala State Commission for Protection of Child Rights**.*

Let's see what your rights are:

- Right to freedom of speech and expression.
- Right to life and liberty.
- Right to maximum survival and development.
- Right to be respected and accepted regardless of caste, creed and colour.
- Right to protection and care against physical, mental and sexual abuse.
- Right to participation.
- Protection from child labour and hazardous work.
- Protection against child marriage.
- Right to know one's culture and live accordingly.
- Protection against neglect.
- Right to free and compulsory education.
- Right to learn, rest and leisure.
- Right to parental and societal care, and protection.

Major Responsibilities

- Protect school and public facilities.
- Observe punctuality in learning and activities of the school.
- Accept and respect school authorities, teachers, parents and fellow students.
- Readiness to accept and respect others regardless of caste, creed or colour.

Contact Address:



Kerala State Commission for Protection of Child Rights

'Sree Ganesh', T. C. 14/2036, Vanross Junction

Kerala University P. O., Thiruvananthapuram - 34, Phone : 0471 - 2326603

Email: childrights.cpcr@kerala.gov.in, rte.cpcr@kerala.gov.in

Website : www.kescpcr.kerala.gov.in

Child Helpline - 1098, Crime Stopper - 1090, Nirbhaya - 1800 425 1400

Kerala Police Helpline - 0471 - 3243000/44000/45000

Online R. T. E Monitoring : www.nireekshana.org.in